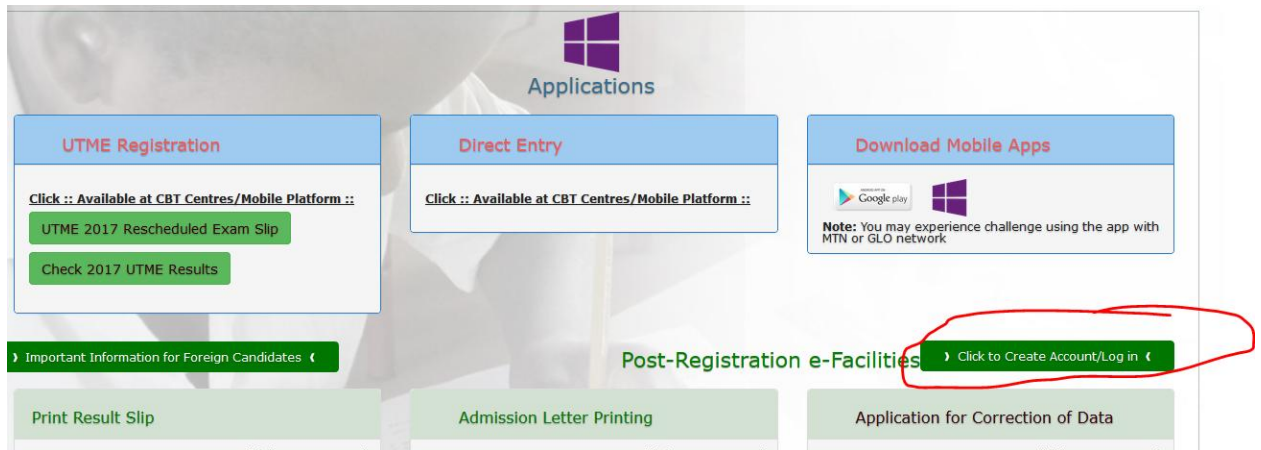
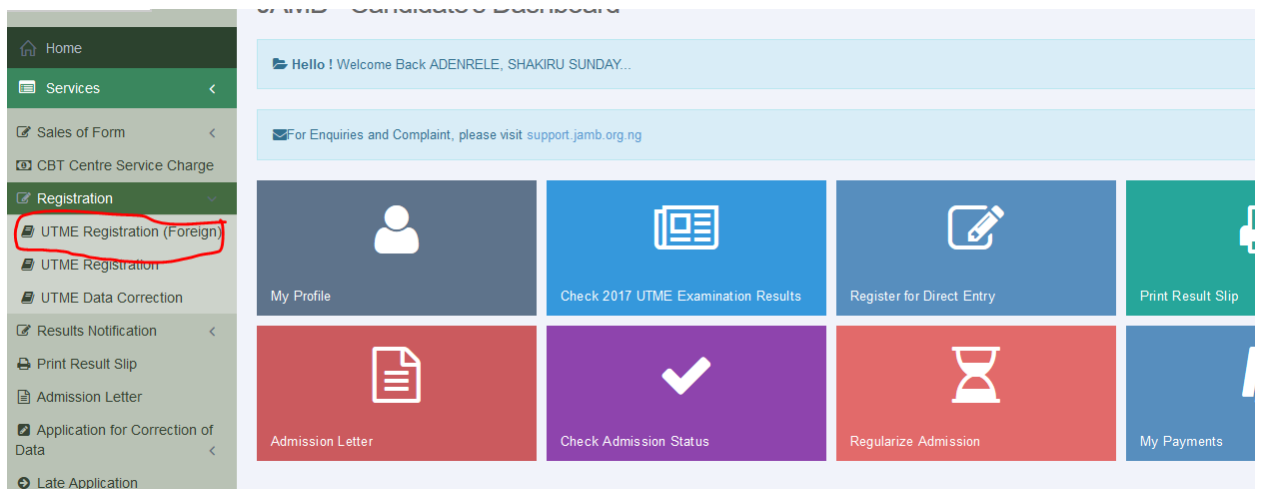


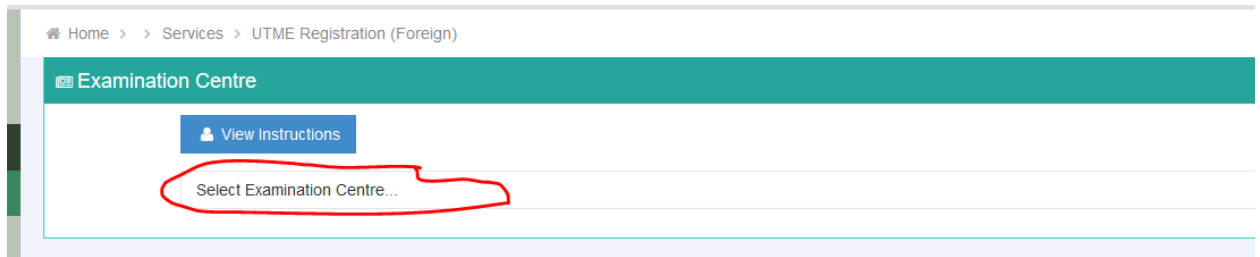
## UTME Registration (Foreign) Guide

- Visit the JAMB portal ([www.jamb.org.ng](http://www.jamb.org.ng))
- Kindly note that before you commence registration, you will need to create a Profile/Account. To do, this Locate and click on **> click to create an account or login <** to create an account or login



- Once profile is created, you can then login to your dashboard.
- To register, kindly click on the Registration Menu and then select “**UTME Registration (Foreign)**” You shall be asked to select your Examination Center i.e. the country you are writing the examination.





- 
- Select examination centre; this redirects you for payment based on the selection made.
- Fill and confirm your payment details; proceed to click on “continue to payment”
- On successful payment, registration form will be presented; carefully fill it
- After completion of the form, you are required to complete document upload form; upload the entire document required.
- Click save to finish the registration
- Print your Registration Slip